

# TRUPULSE<sup>®</sup> 200 LASER RANGEFINDER



The TruPulse 200 is not just a simple rangefinder. It is a highly sophisticated, easy to operate, handheld laser that measures far more than just distance and angle. LTI's dedication to high quality and unmatched innovation has allowed the TruPulse series to withstand the test of time. Now with new and improved enhancements, the TruPulse 200 is setting the bar even higher.

## New and Improved!

- 33% more accurate
- 25% better target acquisition
- Wireless communication included
- 2-year limited warranty

## Ultimate Mobility

- Fits in most work vest pockets and is lightweight enough to comfortably hang from a neck strap
- LTI's reflectorless technology allows you to capture data safely and conveniently to practically any target or surface type



## Superior Optics

- Easily see your target with the crystal-clear 7-power optics and always get the best focus with the adjustable eye diopter
- View all your data values right in the scope and instantly receive feedback on your measurement accuracy

## TruTargeting Technology

- Capture the correct measurement to your intended target by choosing from any of the 4 targeting modes
- Consistently achieve highly accurate and repeatable results that true professionals need to do their job
- Have better aiming stability and increased precision by connecting to a tripod or using a remote trigger



## Ideal Applications



### TELECOMMUNICATION

- Antenna Height
- Attachment Separation
- Spans/Clearances



### FORESTRY

- Tree Heights
- Buffer Zones
- Road Engineering



### ELECTRIC UTILITY

- Vegetation Management
- Conductor clearances
- Attachment heights

# TRUPULSE<sup>®</sup> 200 LASER

## Measurement Solutions

Measured  
by TruPulse:

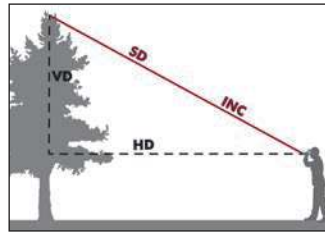


Calculated  
by TruPulse:

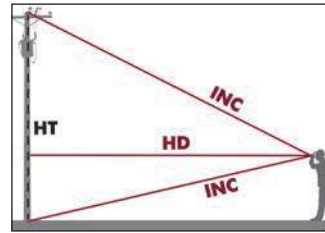


HD = Horizontal Distance  
VD = Vertical Distance SD = Slope Distance  
INC = Inclination HT = Height  
ML = Missing Line

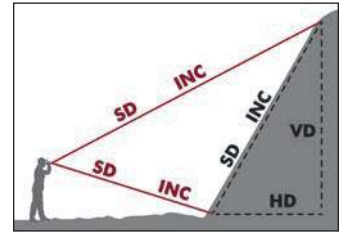
1-Shot = 4 Values



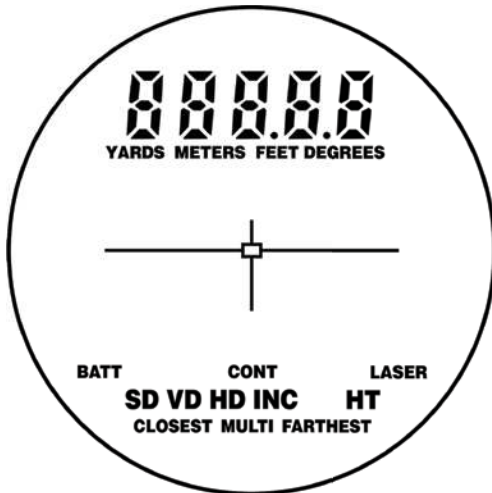
3-Shot Height



2-Shot 2D Missing Line:



## LCD In-Scope Display



## Specifications

Distance Accuracy to Typical Targets	± 0.2 m (8 in)
Distance Accuracy to Weak Targets	± 1 m (3 ft)
Inclination Accuracy	± 0.25° Typical
Max Range to Reflective Targets	2000 m (6,560 ft)
Max Range to Non-Reflective Targets	1000 m (3,280 ft)
Communication (COM Port / Wireless)	RS-232 / Windows + Android
Scope Magnification	7×
In-Scope Field of View	10 m @ 91.5 m away (33 ft @ 300 ft)
Environmental Rating	Water-resistant / IP54
Temperature Range	-20° to 60° C (-4° to 140° F)
Battery Type (8 hrs. of continuous use)	(2) AA or (1) CRV3
Size L x W x H	12 x 5 x 9 cm (5 x 2 x 3.5 in)
Weight	285 g (10 oz)

## Targeting Modes

**Closest:** Distinguishes near and far objects and identifies the closest target  
**Farthest:** Distinguishes near and far objects and identifies the farthest target  
**Continuous:** Provides constant updates while shooting multiple targets  
**Filter:** Measures through dense foliage by recognizing only a highly reflective target

## Software & Accessories



**LaserSoft Measure App:**  
Document every measurement you take with LTI's smartphone app and start collecting defensible field data with scope shots and all!



### Hardware Support Brackets:



TruPulse L-Bracket  
(PN#7024746)



TruPulse Mounting  
Bracket (PN#7024736)



Foliage Filter  
(PN#7035142)



### MapStar<sup>®</sup> TruAngle<sup>®</sup>:

Integrate your TruPulse 200 with an LTI TruAngle device for complete 3-dimensional measurements. (PN#7006000)

